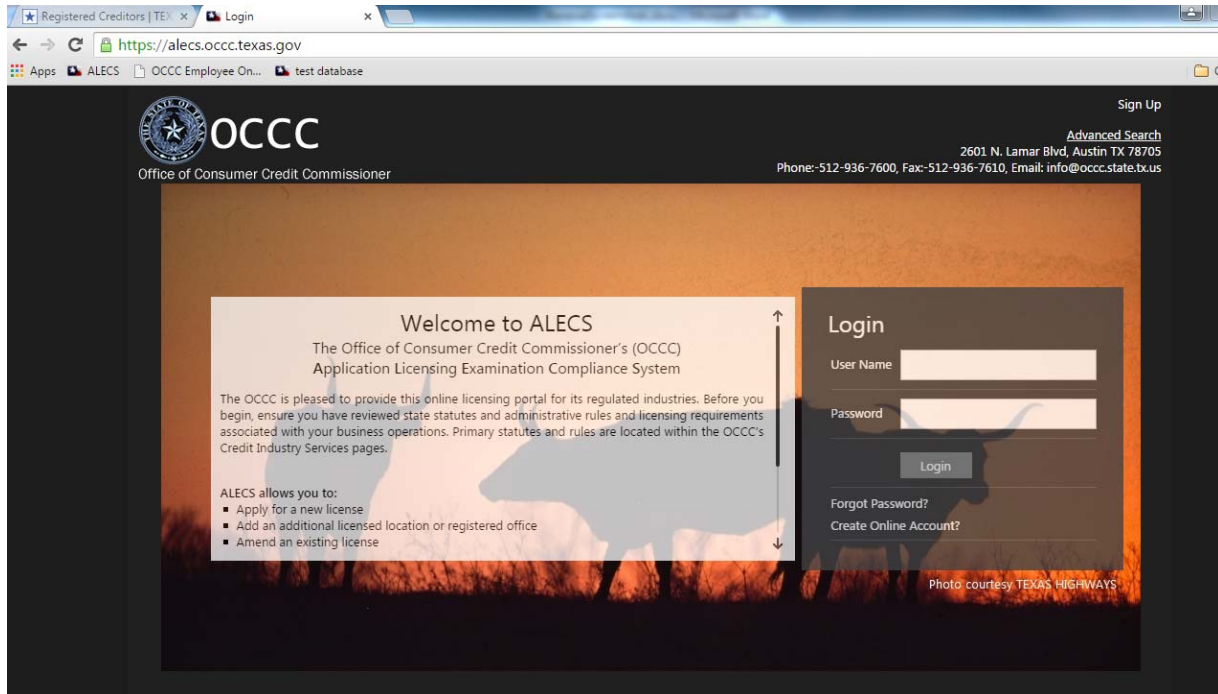
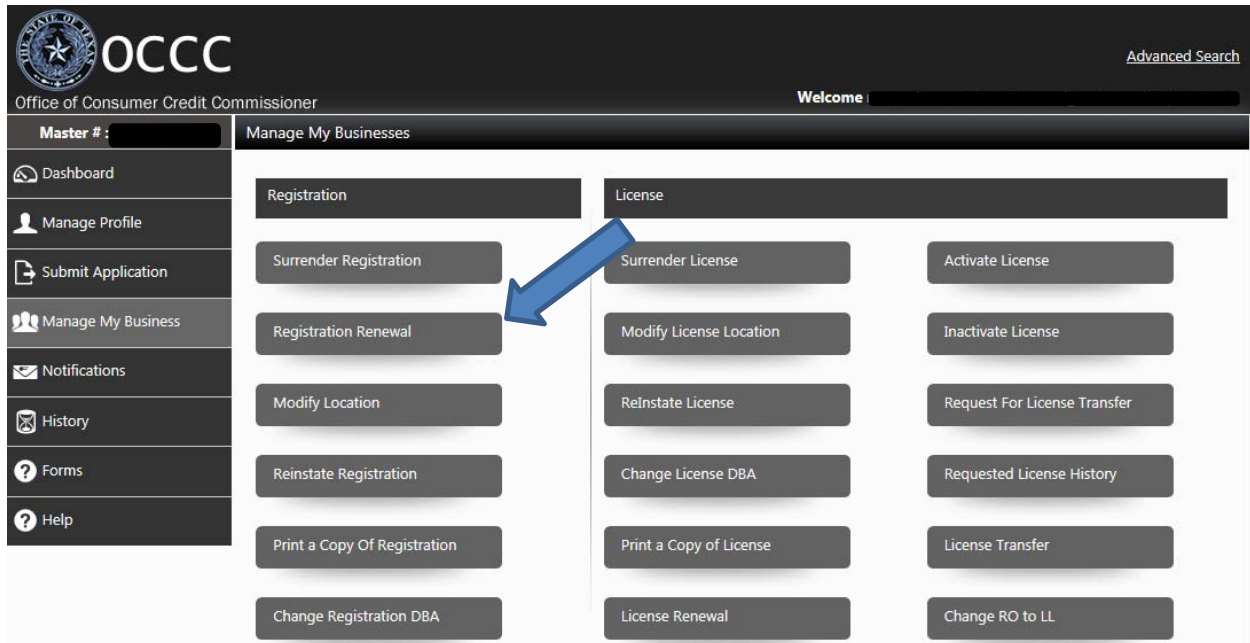


## GUIDE TO RENEWING REGISTERED CREDITORS ONLINE

1. Visit our website at [alecs.occ.texas.gov](https://alecs.occ.texas.gov) and login:



2. From the menu on the left, select "Manage My Business" then "Registration Renewal"



3. From the drop-down menu at the top select "Registered Creditor"
4. Your registrations will display and you may select which ones to renew. Click the box to the left of the registration numbers for renewal, then click the box to accept the terms and conditions. Finally, when you are ready click "Registration Renewal" at the bottom:

Office of Consumer Credit Commissioner

Advanced Search

Welcome

Master #

Registration Renewal

\* Mandatory Fields

Registration Type \* Registered Creditor

Select	Registration Number	DBA Operating Name	Registration Status	City	State	Zip
<input type="checkbox"/>			Active		TX	

Displaying items 1 - 1 of 1

I accept the terms and conditions.

Note : In case you are unable to select any of the registrations and licenses that are displayed please contact OCCC for further information

Registration Renewal

- Choose the payment type, check the box to swear or affirm execution of the application and then click “Pay Now.”

Office of Consumer Credit Commissioner

Advanced Search

W

Master #

Payment

Application ID :

DBA Operating Name	Business ID	Business Type	Business Sub Type	Transaction Details	Amount
		Registration	Registered Creditor	Renewal	\$10.00

Displaying items 1 - 1 of 1

Choose Payment Type \*

Select Payment Type

Total Amount \$10.00

**On Clicking the "Pay Now" button, You will be redirected to Texas.gov. Note: Look and feel of Texas.gov may be different from this site.**

**This service is provided by Texas.gov, the official website of Texas. The price of this service includes funds that support the ongoing operations and enhancements of Texas.gov, which is provided by a third party in partnership with the State.**

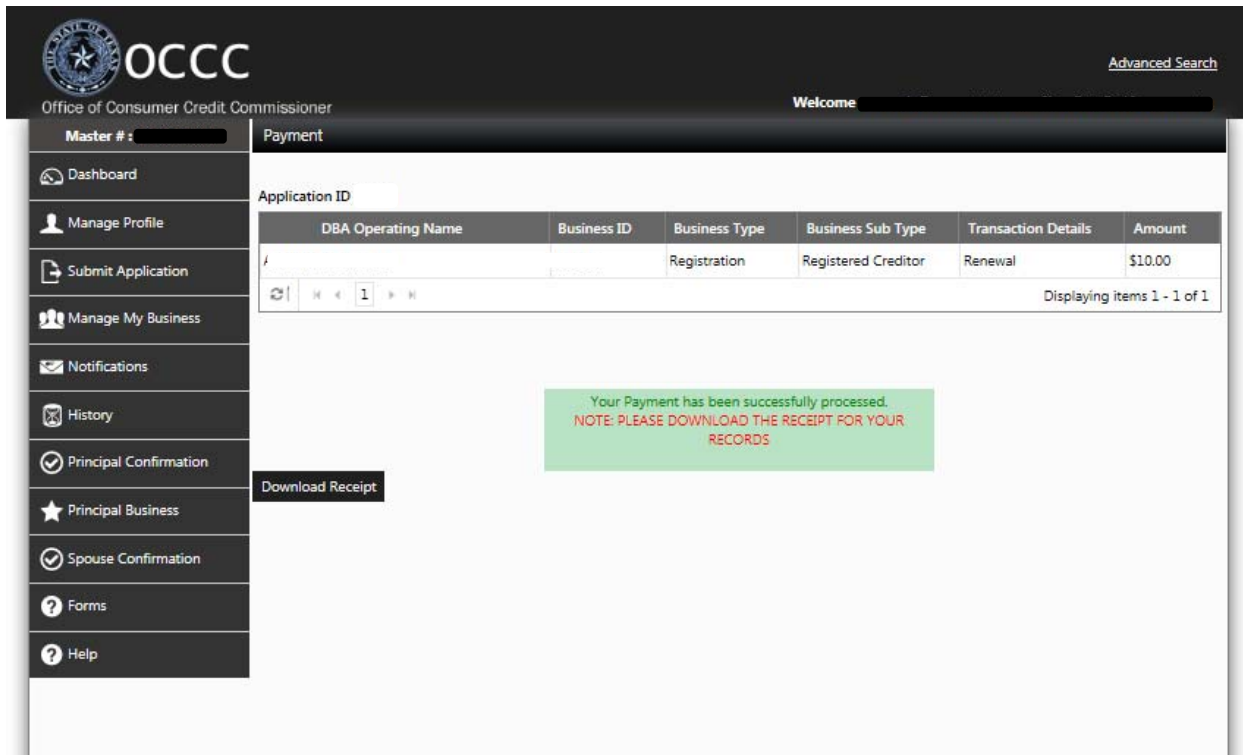
By selecting this checkbox, I swear or affirm that I have voluntarily executed this application and: (1) have read and understand the terms and instructions for this application; (2) all answers made in the application are true, correct, and complete and are made for the purpose of securing the license(s) or registration(s) indicated herein; (3) the applicant is of good moral character, good business repute, and possesses the character and general fitness necessary to warrant belief that the applicant will operate the business lawfully and fairly within the provisions of the Texas Finance Code; (4) I understand that I am subject to administrative, civil, or criminal penalties if I give false or misleading answers; (5) I understand that false or materially incomplete answers are grounds for denial; (6) I have read and understand applicable federal and state laws, and will be in compliance with those laws at all times; (7) I promise to keep the information contained in this form current and to file accurate supplementary information on a timely basis; and (8) No action, fact, or information has changed that would have required a materially different answer than that given in the last new or transferred license application.

**WARNING :** The TEX. PENAL CODE, Sec. 37.10 provides that providing false information to a governmental agency may be a third-degree felony offense punishable by not more than ten (10) years in prison or nor more than one (1) year in a community correctional facility. In addition to imprisonment, a fine of up to \$10,000 may also be imposed.

The Office of Consumer Credit Commissioner obtains information from this form and certain third-party sources. With few exceptions, you may review and correct the information we collect. To find out more about the information we collect or to make an open records request, contact our Public Information Officer at 512-936-7639 or publicinformation@occc.state.tx.us.

Pay Now

- You will then be redirected to the Texas Payment Engine for your payment. **\*\*BE SURE TO PRINT A COPY OF YOUR RECEIPT FOR YOUR RECORDS\*\***
- Once that is complete you will get a confirmation page like the one below. Again, be sure to print a copy for your records.



8. Your registered creditor renewal is complete. To check the status of your renewal, you may click on “Dashboard” in the left menu and select the “My Recent Activity” tab which should appear like the image below.

